


Salem Schools Annual Report to the Public

September 16, 2024




Mission Statement

It is the mission of Salem Schools to educate all students by providing a challenging curriculum that promotes higher-order thinking skills, technology integration, and problem-solving through relevant and engaging activities. We will provide the experiences necessary for all students to become college, career, and community ready.



Core Values

- Student Achievement
- Personnel
- High Expectations
- Safe and Positive Learning Environment
- Protect Instructional Time
- Attendance
- Building Relationships



Welcome to the 2024-2025 Annual Report to the Public

- The Salem School District is fully accredited by the Arkansas Department of Education.
- 100% of teachers are licensed - We do currently have two teachers on an ALP
- Current Enrollment - September 16, 2024
 - Elementary 442
 - High School 379




Total	822
-------	-----

828 students enrolled on the last day of school - 2024

Enrollment

2023-2024 Three quarter average = 846.22
2022-2023 Three quarter average = 857.28
2021-2022 Three quarter average = 844.82
2020-2021 Three quarter average = 837.34
2019-2020 Three quarter average = 833.72
2018-2019 Three quarter average = 849.21
2017-2018 Three quarter average = 838.16
2016-2017 Three quarter average = 800.48
2015-2016 Three quarter average = 785.23
2014-2015 Three quarter average = 771.50
2013-2014 Three quarter average = 790.83
2012-2013 Three quarter average = 756.10

Enrollment on ARP date 2024 = 822
Enrollment on ARP date 2023 = 853
Enrollment on ARP date 2022 = 884
Enrollment on ARP date 2021 = 849
Enrollment on ARP date 2020 = 849
Enrollment on ARP date 2019 = 843
Enrollment on ARP date 2018 = 854
Enrollment on ARP date 2017 = 834
Enrollment on ARP date 2016 = 800
Enrollment on ARP date 2015 = 780
Enrollment on ARP date 2014 = 764
Enrollment on ARP date 2013 = 796
Enrollment on ARP date 2012 = 748



Enrollment 10 Year Projection

Projected 1033

SALEM SCHOOL DISTRICT ENROLLMENTS
C. Stein 6/8/2023

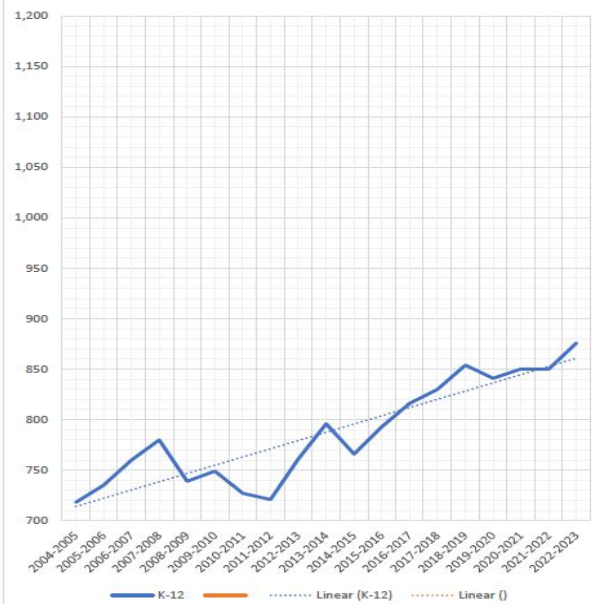
Actual Enrollments

	K-12
2004-2005	718
2005-2006	735
2006-2007	760
2007-2008	780
2008-2009	739
2009-2010	749
2010-2011	727
2011-2012	721
2012-2013	761
2013-2014	796
2014-2015	766
2015-2016	793
2016-2017	816
2017-2018	830
2018-2019	854
2019-2020	841
2020-2021	850
2021-2022	850
2022-2023	876

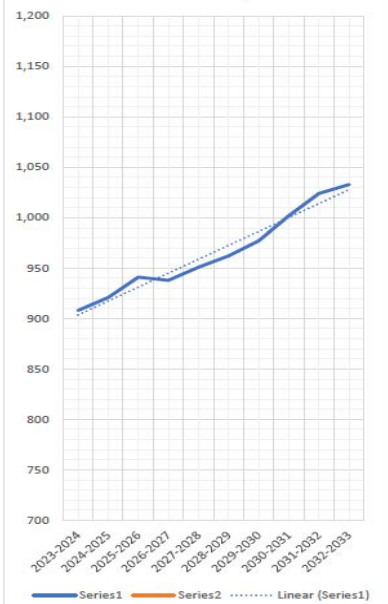
Division Projections

	K-12
2023-2024	908
2024-2025	921
2025-2026	941
2026-2027	938
2027-2028	951
2028-2029	962
2029-2030	977
2030-2031	1,002
2031-2032	1,024
2032-2033	1,033

Actual K-12 Enrollments




Division K-12 Projections




Staff

- 109 FTE's
 - 102 Total Employees
- 7 teachers also drive a bus



New Staff Members

- Ella Purdom - 5th Grade Teacher
- Macy Qualls - 3rd Grade Teacher
- Amy Weddle - Special Education
- Alyssa Tomlinson - Elementary Secretary
- Holden Phillips - Bus Driver
- Michael Benke - Bus Driver



Facilities - Safety

- SRO - 10 years
- Night Lock - 8 years
- Entry Access - 7 years
- Coordinated plan with law enforcement
 - 8 years
- Panic Button - paid to continue
- Cameras -
- Windows and doors numbering system
 - SRO - involving law enforcement
 - Door window curtains
 - Keep outside doors locked
 - Keep classroom doors locked
 - Timed lock down drill
 - No propped doors
 - Examine Entry Windows/Window Film



2023-2024

- Received DESE School Safety Grant - \$121,500
 - Enclosed High School Rooms 1 and 2
 - Replaced exterior doors that did not lock properly on both campuses
 - Changed entry areas glass to shatter proof glass
 - Adding additional cameras
 - Changed classroom locks that required a key
- 2024-2025 - additional volunteer officers are working with us to have additional officers on or near campus.
- 2024-2025 - rumors of additional School Safety Grants
- 2025 - Looking to complete the COPS grant for an additional SRO

Facilities

High School Concrete Grinding Project

3 Year Project



Academics/Other 2023-2024

New Frameworks for ELA, Math, and Science

LEARNS added several requirements that we are currently implementing

ACT Aspire - 1st in the NAESC

We have been 1st 22 out of the last 23 years



2023		
Rank	School	Average
1	Salem	50.26
2	Melbourne	48.21
3	Highland	48.31
4	Cave City	44.75
5	Mountain Home	44.16
6	Viola	42.48
7	Mountain View	42.09
8	Concord	41.99
9	Southside	39.63
10	Calico Rock	39.22
11	Norfolk	38.36
12	Mammoth Spring	37.93
13	Batesville	36.77
14	Cedar Ridge	35.94
15	ICC	33.41
16	Midland	32.9

Academics

State Comparison

- 9th in the state
- 11th when including Charter Schools



Ranking Top Schools

Founders Classical Academies of Arkansas	1
Bentonville School District	2
Valley View School District	3
Greenbrier School District	3
Genoa Central District	5
Valley Springs School District	6
Pottsville School District	6
Harrison School District	6
Bergman School District	9
Academics Plus Public Charter Schools	10
Salem School District	11
Emerson-Taylor-Bradley School District	11
Lakeside School District (Garland)	11
Arkansas Arts Academy	11
Vilonia School District	15
Eureka Springs District	16
Melbourne District	16
Bismarck	17


Recent Recognition

Salem Elementary School

- Recently earned 2 OEP awards for Growth

Salem High School

- Recently ranked the 26th best performing high school out of 295 high schools in Arkansas




Salem School District

- Recently ranked as the 12th best performing district out of 250 school districts in Arkansas

Academics/Other 2023-2024

- Continued partnerships with colleges
- Currently paying for one concurrent credit college course per semester for students interested in grades 9-12.
- Other college courses cost:
 - \$150 per 3 hour course through Ozarka
 - Courses through UAM are free to the student
 - ASUMH Technical courses are free to students
 - Added Concurrent Credit Welding course on campus/from 4-6 for adults also.



24 Hours paid by Salem Schools

15 Hours through ASUMH technical center

12 Hours through UAM

9 Ozarka hours paid by student

60 Hours - equivalent to Associates Degree

\$450


- On campus in state \$24,000+

Parental Involvement

- There is a parent center located in each office. The parent centers offer various types of literature for parents.



- Current ways we are keeping parents informed:



- Home Access Center (HAC) - Grades/Attendance
- EZSchoolPay- Lunch Charges
- Renaissance Place - Library
- School Messenger - Phone Broadcast System
- Newsletters
- Website - www.salemschools.net
- Social Media - Facebook, X, and Instagram, parent resource center videos
- Nutrislice




Salem School Parent Resource Series

Short video series for parents to help with programs that are used at Salem Schools.

Located on Youtube

1. GoMath
2. EZSchoolPay
3. [Nurtislice](#)
4. Door Access Systems
5. Online learning help



Vending Report

Revenue


Salem Schools received \$55.57 in vending revenue from Coca-Cola during the 2023-2024 school year.

Commission	\$55.57
------------	---------

Total	\$55.57
-------	---------

Expenses	Coffee and supplies	\$55.57
----------	---------------------	---------

Total	\$55.57
-------	---------



Goals


Academic

- Close the achievement gap by focusing on growth and achievement
- Continue to provide quality training for staff members - Gerry Brooks Summer 2024, SUTW Summer 2024, and ADE-Summit 2024
- Find new ways to ensure that parents are informed about their child's progress
- Continue to explore partnership options with colleges



Miscellaneous

- Grandparents Breakfast - October 2, 7:30 a.m.
- Greyhound Steak Day - October 22 - Elementary School
- October 23 - High School
- Parent-Teacher Conferences - October 22, 2-7 p.m.
- Salem School District Flu Clinic - October 31



For a copy of this PPT - www.salemschools.net