


Salem Schools Annual Report to the Public

September 20, 2021



Mission Statement


It is the mission of Salem Schools to educate all students by providing a challenging curriculum that promotes higher-order thinking skills, technology integration, and problem-solving through relevant and engaging activities. We will provide the experiences necessary for all students to become college, career, and ready.



Welcome to the 2020 Annual Report to the Public

- The Salem School District is fully accredited by the Arkansas Department of Education.
- 100% of teachers are licensed.
- Current Enrollment - September 20, 2021
 - Elementary 434
 - High School 412


Total	846
-------	-----



Enrollment


2020-2021 Three quarter average = 837.34
2019-2020 Three quarter average = 833.72
2018-2019 Three quarter average = 849.21
2017-2018 Three quarter average = 838.16
2016-2017 Three quarter average = 800.48
2015-2016 Three quarter average = 785.23
2014-2015 Three quarter average = 771.50
2013-2014 Three quarter average = 790.83
2012-2013 Three quarter average = 756.10

Enrollment on ARP date 2021 = 846
Enrollment on ARP date 2020 = 849
Enrollment on ARP date 2019 = 843
Enrollment on ARP date 2018 = 854
Enrollment on ARP date 2017 = 834
Enrollment on ARP date 2016 = 800
Enrollment on ARP date 2015 = 780
Enrollment on ARP date 2014 = 764
Enrollment on ARP date 2013 = 796
Enrollment on ARP date 2012 = 748




Staff

- 110 Total Positions
 - 109 FTE's
 - 102 Total Employees
- 8 teachers also drive a bus



New Staff Members



Amber Beavers - 1st Grade

Eric Belander - Computer Tech

Jodi Burk - Kindergarten

Tonya Eaton - Bus Driver

Bryan Harris - Assistant Football Coach,
High School Teacher

Katie Pardue - 2nd Grade

Lindsey Wiseman - 5th Grade

Teresa Davis - Paraprofessional

2021 Test Data



	Elementary Average	High School Average	District Average
Salem	63.67	55.97	59.82
Melbourne	62.71	48.66	55.68
Norfolk	54.41	51.93	53.17
Viola	56.59	47.15	51.87
Mountain View	54.05	46.82	50.44
Mountain Home	52.36	46.78	49.57
Calico Rock	47.25	51.78	49.52
Mammoth Spring	53.39	43.65	48.52
Southside	49.42	46.71	48.06
Highland	46.75	45.30	46.02
Concord	42.43	49.47	45.95
Cave City	44.33	45.57	44.95
Batesville	43.62	42.68	43.15
ICC	43.28	41.77	42.53
Cedar Ridge	41.35	30.97	36.16
Midland	30.09	25.80	27.95

Facilities



Facilities

Elementary Ceiling Tile



Elementary Bathroom Epoxy



Facilities

- New gym floor in the high school. (wood runs the correct way now)



- New canopy system at the elementary school - ESSER



Facilities

New wax on both gym floors




Water bottle filling stations throughout both buildings



Facilities

Floor waxing on both campuses



Facilities

- Elementary HVAC replacement in the PE/Fine Arts building - ESSER



- New press box at the football field brings us into compliance



Facilities

- New scoreboard for high school gym with shot clocks



- Wheelchair accessible ramp at the homeside football bleachers



Facilities

- Iwave installation on all HVAC units




- High School freezer
- Increased from 108 square feet to 240 square feet



<https://www.youtube.com/watch?v=8z80VA5nLl8>

Facilities and Grounds

Fixed the football field turf from the - 2019
final four run-rain



Summer Reading Bootcamp

- Reading Bootcamp
 - 18 teachers
 - 4 paraprofessionals
 - 11 different bus drivers
 - Over 200 students
 - Opaa!

Used ESSER funds to Address Learning Loss



Academics/Other 2021-2022

- Continued partnerships with colleges
- Currently paying for one concurrent credit college course per semester for students interested in grades 9-12.
- Other college courses cost:
 - \$150 per 3 hour course through Ozarka
 - Courses through UAM are free to the student
 - ASUMH Technical courses are free to students

24 Hours paid by Salem Schools


15 Hours through ASUMH technical center

12 Hours through UAM

9 Ozarka hours paid by student


60 Hours - equivalent to Associates Degree

\$450 - On campus in state \$20,000+



Parental Involvement

- There is a parent center located in each office. The parent centers offer various types of literature for parents.



- Current ways we are keeping parents informed:
 - Home Access Center (HAC) - Grades/Attendance
 - EZSchoolPay- Lunch Charges
 - Renaissance Place - Library
 - School Messenger - Phone Broadcast System
 - Newsletters
 - Website - www.salemschools.net
 - Social Media - Facebook, Twitter, and Instagram, parent resource center videos
 - Nutrislice




Salem School Parent Resource Series

Short video series for parents to help with programs that are used at Salem Schools.

Located on Facebook

1. GoMath
2. EZSchoolPay
3. [Nurtislice](#)
4. Door Access Systems
5. Online learning help



Vending Report

Revenue


Salem Schools received \$381.59 in vending revenue from Coca-Cola during the 2020-2021 school year.

Commission	\$381.59
------------	----------

Total	\$381.59
-------	----------

Expenses	Coffee and supplies	\$381.59
----------	---------------------	----------


Total	\$381.59
-------	----------



Goals

Academic

- Continue to provide quality training for staff members
- Find new ways to ensure that parents are informed about their child's progress
- Address learning loss with all learners
- Continue to explore partnership options with colleges
- Continue to prepare for onsite and online learning



For a copy of this PPT - www.salemschools.net